



■ Features :

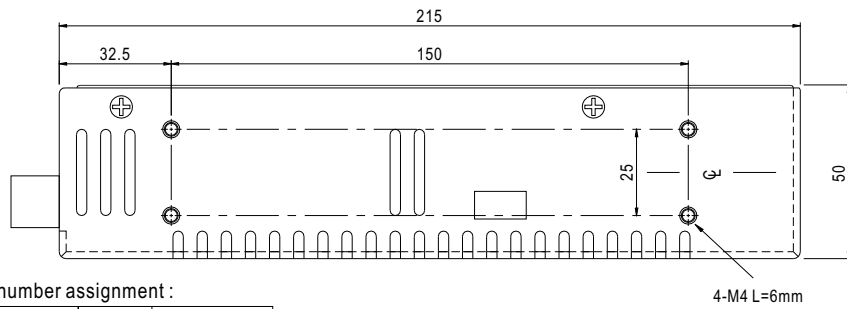
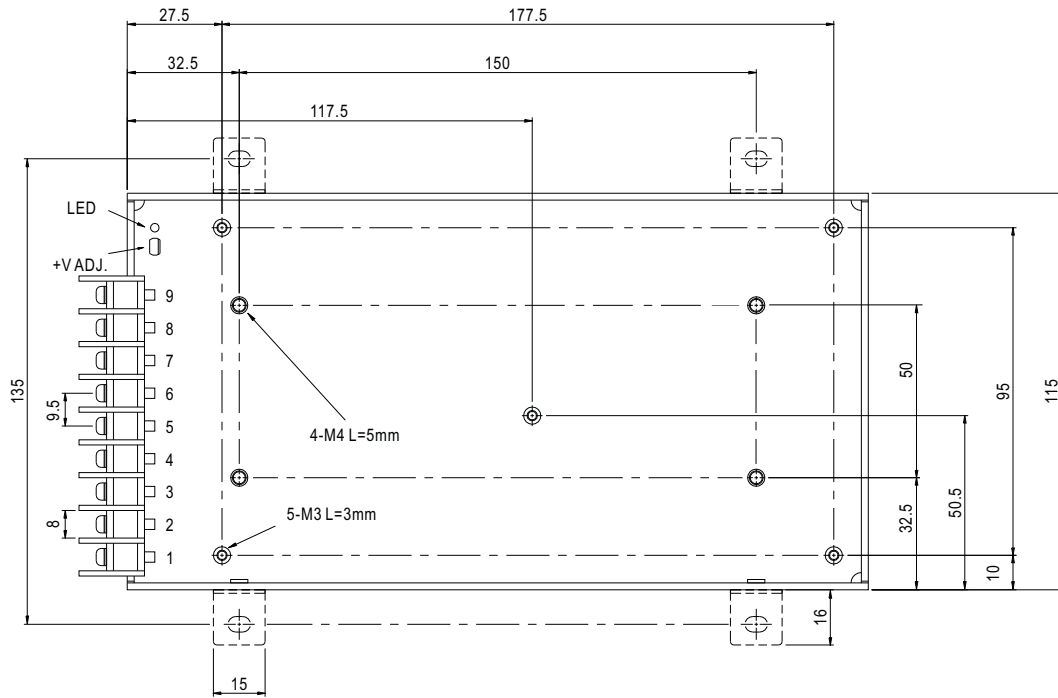
- AC input range selectable by switch
- Protections: Short circuit/Over load/Over temperature
- Cooling by free air convection
- 100% full load burn-in test
- Compact size, light weight
- Fixed switching frequency at 25KHz
- Low cost
- High reliability
- 1 year warranty

SPECIFICATION

MODEL	S-201-5	S-201-7.5	S-201-12	S-201-13.5	S-201-15	S-201-24	S-201-27	S-201-48		
OUTPUT	DC VOLTAGE	5V	7.5V	12V	13.5V	15V	24V	27V	48V	
	RATED CURRENT	40A	26.5A	16.5A	14.7A	13A	8.3A	7.4A	4.2A	
	CURRENT RANGE	0 ~ 40A	0 ~ 26.50A	0 ~ 16.5A	0 ~ 14.7A	0 ~ 13A	0 ~ 8.3A	0 ~ 7.4A	0 ~ 4.2A	
	RATED POWER	200W	198.75W	198W	198.45W	198W	199.2W	199.8W	201.6W	
	RIPPLE & NOISE (max.) Note.2	150mVp-p	150mVp-p	150mVp-p	150mVp-p	150mVp-p	150mVp-p	200mVp-p	240mVp-p	
	VOLTAGE ADJ. RANGE	4.5 ~ 5.6V	6 ~ 9V	10 ~ 13.2V	12 ~ 15V	13.5 ~ 18V	20 ~ 26.4V	26 ~ 32V	41 ~ 56V	
	VOLTAGE TOLERANCE Note.3	±2.0%	±2.0%	±1.0%	±1.0%	±1.0%	±1.0%	±1.0%	±1.0%	
	LINE REGULATION	±0.5%	±0.5%	±0.5%	±0.5%	±0.5%	±0.5%	±0.5%	±0.5%	
LOAD REGULATION	±1.0%	±1.0%	±0.5%	±0.5%	±0.5%	±0.5%	±0.5%	±0.5%		
SETUP, RISE, HOLD TIME	200ms, 100ms, 20ms at full load									
INPUT	VOLTAGE RANGE	90 ~ 132VAC / 180 ~ 264VAC by switch 254 ~ 370VDC								
	FREQUENCY RANGE	47 ~ 63Hz								
	EFFICIENCY (Typ.)	74%	79%	80%	80%	81%	83%	83%	84%	
	AC CURRENT	4.5A/115VAC 2.5A/230VAC								
	INRUSH CURRENT (max.)	50A/115VAC 50A/230VAC								
LEAKAGE CURRENT	<3.5mA / 240VAC									
PROTECTION	OVER LOAD	105 ~ 135% rated output power Protection type : Hiccup mode, recovers automatically after fault condition is removed								
	OVER VOLTAGE	5.75 ~ 6.75V	9.4 ~ 10.9V	13.8 ~ 16.2V	15.5 ~ 18.2V	18 ~ 21V	27.6 ~ 32.4V	33.7 ~ 39.2V	57.6 ~ 67.2V	
	OVER TEMPERATURE	≥ 90°C (RTH3) Detect on inside ambient temperature Protection type : Shut down o/p voltage, recovers automatically after temperature goes down								
ENVIRONMENT	WORKING TEMP.	-10 ~ +50°C (Refer to output load derating curve)								
	WORKING HUMIDITY	20 ~ 90% RH non-condensing								
	STORAGE TEMP., HUMIDITY	-20 ~ +85°C, 10 ~ 95% RH								
	TEMP. COEFFICIENT	±0.03%/°C (0 ~ 50°C)								
SAFETY & EMC	VIBRATION	10 ~ 500Hz, 2G 10min./1cycle, 60min. each along X, Y, Z axes								
	SAFETY STANDARDS	Design refer to UL1950								
	WITHSTAND VOLTAGE	I/P-O/P:1.5KVAC I/P-FG:1.5KVAC O/P-FG:0.5KVAC								
	ISOLATION RESISTANCE	I/P-O/P, I/P-FG, O/P-FG:100M Ohms/500VDC								
OTHERS	EMI CONDUCTION & RADIATION	Design refer to FCC Part15 J Conduction Class A								
	MTBF	271.9K hrs min. MIL-HDBK-217F (25°C)								
	DIMENSION	215*115*50mm (L*W*H)								
NOTE	PACKING	0.93Kg; 12pcs/12Kg/0.98CUFT								
		1. All parameters NOT specially mentioned are measured at 230VAC input, rated load and 25°C of ambient temperature. 2. Ripple & noise are measured at 20MHz of bandwidth by using a 12" twisted pair-wire terminated with a 0.1uf & 47uf parallel capacitor. 3. Tolerance : includes set up tolerance, line regulation and load regulation.								

Mechanical Specification

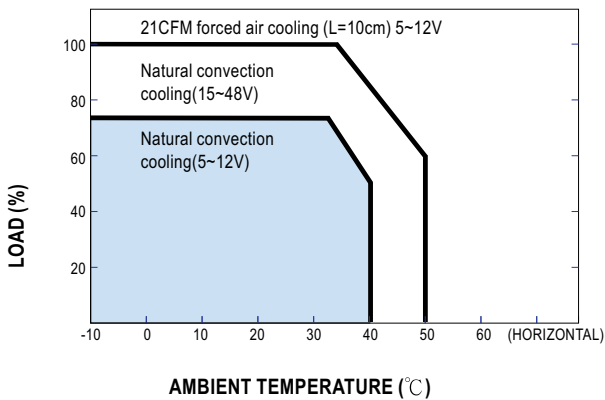
Case No. 912 Unit:mm



Terminal pin number assignment :

Pin No.	Assignment	Pin No.	Assignment
1	AC/L	4-6	DC OUTPUT -V
2	AC/N	7-9	DC OUTPUT +V
3	FG \perp		

Derating Curve



Static Characteristics (24V)

